

317, Tantia Jogani Indl. Premises,
3 rd Floor, J. R. Boricha Marg,
Lower Parel, Mumbai - 400 011
Tel.: 4063 5100, Fax : 4063 5199
email : info@omnitex.com



**omnitex
industries
(india) Ltd.**

The Secretary,
Bombay Stock Exchange Ltd,
Phiroze Jeejeebhoy Towers,
Dalal Street,
Mumbai 400 023.

Date: February 14, 2017

Dear Sir,

Sub: Un-audited Financial Results for the Quarter ended December 31, 2016
Ref: Security Code 514324

Further to our letter dated February 3, 2017, we are pleased to enclose herewith a copy of the Unaudited Financial Results for the Quarter ended December 31, 2016 as approved by the Board in the meeting held today as per the provisions of SEBI (Listing Obligation and Disclosure Requirement) Regulation 2015 together with the limited review report by the statutory auditors.

Thanking you,
Yours faithfully,
For Omnitex Industries (India) Ltd.,

J Ramakrishnan
Director(DIN 02598332)

The Board of Directors
Omnitex Industries (India) Limited
Mumbai

Dear Sirs,


Limited Review Report for quarter ended on 31st December 2016

1. We have reviewed the accompanying Statement of unaudited financial results of Omnitex Industries (India) Limited (the "Company") for the quarter ended 31st December 2016 (the "Statement") being submitted by the company pursuant to the requirements of Regulation 33 of the SEBI (Listing Obligations and Disclosure Requirements) Regulations, 2015 read with SEBI circular no. CIR/CFD/FAC/62/2016 dated 5th July 2016. This statement is the responsibility of the Company's Management and has been approved by the Board of Directors. Our responsibility is to issue a report on the statement based on our review.
2. We conducted our review in accordance with the Standard on Review Engagements (SRE) 2410, "Review of Interim Financial Information Performed by the Independent Auditor of the Entity", issued by the Institute of Chartered Accountants of India. This standard requires that we plan and perform the review to obtain moderate assurance as to whether the statement is free of material misstatements. A review is limited primarily to inquiries of Company personnel and analytical procedures applied to financial data and thus provide less assurance than an audit. We have not performed an audit and accordingly, we do not express an audit opinion.
3. Based on our review conducted as above, nothing has come to our attention that causes us to believe that the accompanying Statement of unaudited financial results prepared in accordance with applicable Accounting Standards and other recognized accounting practices and policies, has not disclosed the information required to be disclosed in terms of Regulation 33 of the SEBI (Listing Obligations and Disclosure Requirements) Regulations, 2015 read with SEBI circular no. CIR/CFD/FAC/62/2016 dated 5th July 2016 including the manner in which it is disclosed, or that it contains any material misstatement, except that the Management has decided to deal with the provision of deferred taxation under the Accounting Standard 22 in the last quarter of the financial year.

For Tembey & Mhatre

FRN 116359W

Chartered Accountants



V. Patel
(Vikrant H Patel)

Partner


M.No. 122622

Place: Mumbai:

Date: 14/02/2017


Omnitex Industries (India) Limited
Statement of Unaudited Financial Results for the quarter and nine months ended 31st December, 2016

| SN | Particulars | Quarter Ended | | | Nine Months Ended | | EPS are Rupees in lacs Previous Year Ended March 31, 2016 (Audited) |
|------|---|-------------------|--------------------|-------------------|-------------------|-------------------|--|
| | | December 31, 2016 | September 30, 2016 | December 31, 2015 | December 31, 2016 | December 31, 2015 | |
| | | (Unaudited) | (Unaudited) | (Unaudited) | (Unaudited) | (Unaudited) | |
| 1 | Income From Operations | | | | | | |
| | (a) Net Sales/Income from operations (Net of Excise Duty) | 8.02 | - | 9.78 | 17.68 | 29.96 | 39.83 |
| | (b) Other Operating Income | 0.08 | - | - | 0.08 | - | - |
| | Total Income from operations (Net) | 8.10 | - | 9.78 | 17.76 | 29.96 | 39.83 |
| 2 | Expenses | | | | | | |
| | (a) Cost of Material Consumed | - | - | - | - | - | - |
| | (b) Purchase of Stock in Trade | 7.98 | - | 9.76 | 17.61 | 29.81 | 39.62 |
| | (c) Change in Inventories of Finished Goods, Work-in-progress and Stock-in-Trade | - | - | - | - | - | - |
| | (d) Employee Benefits Expense | 0.91 | 0.91 | 0.91 | 2.73 | 2.44 | 3.35 |
| | (e) Depreciation and Amortisation Expenses | 2.15 | 2.43 | 2.69 | 7.25 | 8.05 | 10.71 |
| | (f) Other Expenses | 2.71 | 3.13 | 2.32 | 7.99 | 7.41 | 9.83 |
| | Total Expenses | 13.75 | 6.47 | 15.68 | 35.58 | 47.71 | 63.51 |
| 3 | Profit / (Loss) from operations before other income, finance costs and exceptional items. (1-2) | (5.65) | (6.47) | (5.90) | (17.82) | (17.75) | (23.68) |
| 4 | Other Income | 1.99 | 2.27 | 2.27 | 8.51 | 14.83 | 17.20 |
| 5 | Profit / (Loss) from ordinary activities before finance costs and exceptional items. (3 ± 4) | (3.66) | (4.20) | (3.63) | (11.31) | (2.92) | (6.48) |
| 6 | Finance Costs | 0.01 | - | - | 0.01 | - | - |
| 7 | Profit / (Loss) from ordinary activities after finance costs and before exceptional items. (5 ± 6) | (3.67) | (4.20) | (3.63) | (11.32) | (2.92) | (6.48) |
| 8 | Exceptional Items | - | - | - | - | - | - |
| 9 | Profit / (Loss) from ordinary activities before tax (7 ± 8) | (3.67) | (4.20) | (3.63) | (11.32) | (2.92) | (6.48) |
| 10 | Tax Expense | | | | | | |
| | (a) Current Tax | - | - | 0.23 | - | 0.00 | - |
| | (b) Deferred Tax | - | - | - | - | - | - |
| | (c) Prior period adjustment for taxes | - | - | - | - | - | - |
| | (d) MAT Credit Entitlement | - | - | - | - | - | 0.24 |
| 11 | Net Profit / (Loss) from ordinary activities after tax (9 ± 10) | (3.67) | (4.20) | (3.40) | (11.32) | (2.92) | (6.24) |
| 12 | Extraordinary items (net of tax expenses) | - | - | - | - | - | - |
| 13 | Net Profit / (Loss) for the period (11 ± 12) | (3.67) | (4.20) | (3.40) | (11.32) | (2.92) | (6.24) |
| 14 | Paid-up Equity Share Capital (Face Value of Rs. 10/- each) | 423.10 | 423.10 | 423.10 | 423.10 | 423.10 | 423.10 |
| 15 | Reserves Excluding Revaluation Reserves as per Audited Balance Sheet | - | - | - | - | - | 185.64 |
| 16.1 | Earnings Per Share (Before Extraordinary items) (of Rs. 10/- each) (Not Annulised except for the year ended March) | | | | | | |
| | (a) Basic | (0.09) | (0.10) | (0.08) | (0.27) | (0.07) | (0.15) |
| | (b) Diluted | (0.09) | (0.10) | (0.08) | (0.27) | (0.07) | (0.15) |
| 16.2 | Earnings Per Share (After Extraordinary items) (of Rs. 10/- each) (Not Annulised except for the year ended March) | | | | | | |
| | (a) Basic | (0.09) | (0.10) | (0.08) | (0.27) | (0.07) | (0.15) |
| | (b) Diluted | (0.09) | (0.10) | (0.08) | (0.27) | (0.07) | (0.15) |



For Omnitex Industries (India) Ltd.

Director





OMNITEX INDUSTRIES (INDIA) LIMITED
Unaudited Financial Results for the Quarter and Nine Months ended December 31, 2016

Notes:

1. The above financial results with limited review report have been reviewed by Audit Committee and then approved by the Board of Directors in its meeting held on February 14, 2017
2. The Company has only one business segment, i.e. 'Trading (Fabrics / Yarn)'.
3. The Company has not recognised Deferred Tax Asset in respect of brought forward business loss and unabsorbed depreciation as per AS22 i.e. "Accounting for Taxes on Income" on consideration of prudence and the same will be considered in the results of the last quarter.
4. Figures of previous periods have been regrouped wherever necessary.

Place: Mumbai
Date : February 14, 2017



By Order of the Board
for Omnitex Industries (India) Ltd

Narendra Kumar Dalmia
Director (DIN-00071559)

