

Introductory sub-table (I)(a)

Name of the Company: OMNITEX IND (I) LTD
Scrip Code, Name of the scrip, class of secu 514324
Quarter ended: 31/03/2015

Partly paid-up shares:-	No. of partly paid-up shares	As a % of total no. of partly paid-up shares	As a % of total no. of shares of the company
Held by promoter/promoter group	NIL	NIL	NIL
Held by public	NIL	NIL	NIL
Total - D	NIL	NIL	NIL

Outstanding convertible securities:-	No. of outstanding securities	As a % of total no. of outstanding convertible securities	As a % of total no. of shares of the company, assuming full conversion of the convertible securities
Held by promoter/promoter group	NIL	NIL	NIL
Held by public	NIL	NIL	NIL
Total - E	NIL	NIL	NIL

Warrants:-	No. of warrants	As a % of total no. of warrants	As a % of total no. of shares of the company, assuming full conversion of warrants
Held by promoter/promoter group	NIL	NIL	NIL
Held by public	NIL	NIL	NIL
Total - F	NIL	NIL	NIL

Total paid-up capital of the company, assuming full conversion of warrants and convertible securities

4204100




Statement Showing Shareholding Pattern


Company Name: OMNITEX IND (I) LTD

Table (I)(a)

Category code	Category of Shareholder	Number of Shareholders	Total number of shares	number or shares held in dematerialized form	Total shareholding as a percentage of total number of shares		Shares Pledged or otherwise encumbered	
					As a percentage of (A+B)1	As a percentage of (A+B+C)	Number of shares	As a percentage (IX)= (VIII)/(IV)*100
(I)	(II)	(III)	(IV)	(V)	(VI)	(VII)	(VIII)	(IX)
(A)	Shareholding of Promoter and Promoter Group2							
	1 Indian							
(a)	Individuals/ HUF	7	2204916	2198916	52.45	52.45	0	0.00
(b)	Central Govt./ State Govt.(s)	0	0	0	0.00	0.00	0	0.00
(c)	Bodies Corporate	3	126510	125510	3.01	3.01	0	0.00
(d)	Financial Institutions/ Banks	0	0	0	0.00	0.00	0	0.00
(e)	Any Others(Specify)							
(e-i)	Trusts				0.00	0.00		0.00
(e-ii)	Directors				0.00	0.00		0.00
	Sub Total(A)(1)	10	2331426	2324426	55.46	55.46	0	0.00
	2 Foreign							
a	Individuals (NRI/Foreign Individu	0	0	0	0.00	0.00	0	0.00
b	Bodies Corporate	0	0	0	0.00	0.00	0	0.00
c	Institutions	0	0	0	0.00	0.00	0	0.00
d	Qualified Foreign Investor	0	0	0	0.00	0.00	0	0.00
e	Any Others(Specify)	0	0	0	0.00	0.00	0	0.00
	Sub Total(A)(2)	0	0	0	0.00	0.00	0	0.00
	Total Shareholding of Promote	10	2331426	2324426	55.46	55.46	0	0.00
(B)	Public shareholding							
	1 Institutions							
(a)	Mutual Funds/ UTI	1	100	0	0.00	0.00	0	0.00
(b)	Financial Institutions / Banks	2	160407	160407	3.82	3.82	0	0.00
(c)	Central Government/ State Govern	0	0	0	0.00	0.00	0	0.00
(d)	Venture Capital Funds	0	0	0	0.00	0.00	0	0.00
(e)	Insurance Companies	0	0	0	0.00	0.00	0	0.00
(f)	Foreign Institutional Investors	0	0	0	0.00	0.00	0	0.00
(g)	Foreign Venture Capital Investors	0	0	0	0.00	0.00	0	0.00
(h)	Qualified Foreign Investor	0	0	0	0.00	0.00	0	0.00
(i)	Any Other (specify)	0	0	0	0.00	0.00	0	0.00
	Sub-Total (B)(1)	3	160507	160407	3.82	3.82	0	0.00




B 2	Non-institutions							
(a)	Bodies Corporate	40	684633	679033	16.28	16.28	0	0.00
(b)	Individuals							
I	Ind-Hold nominal shr capital upto	2000	564835	316085	13.44	13.44	0	0.00
II	Ind-Hold nominal shr capital in ex	14	412478	297178	9.81	9.81	0	0.00
(c)	Qalified Foreign Investor	0	0	0	0.00	0.00	0	0.00
(d)	Any Other (specify)							
(d-i)	Others	0	0	0	0.00	0.00	0	0.00
(d-ii)	Clearing member	1	412	412	0.01	0.01	0	0.00
(d-iii)	NRIs	5	23759	23759	0.57	0.57	0	0.00
(d-iv)	NRI Corp Bodies	0	0	0	0.00	0.00	0	0.00
(d-v)	Foreign Corp Bodies (Including FD	0	0	0	0.00	0.00	0	0.00
(d-vi)	Customers	0	0	0	0.00	0.00	0	0.00
(d-vii)	Suppliers	0	0	0	0.00	0.00	0	0.00
(d-viii)	Foreign Nationals	0	0	0	0.00	0.00	0	0.00
(d-ix)	Trusts	0	0	0	0.00	0.00	0	0.00
(d-x)	Foreign (Promoters)	0	0	0	0.00	0.00	0	0.00
(d-xi)	Directors	3	26050	26050	0.62	0.62	0	0.00
(d-xii)	Directors Relatives	0	0	0	0.00	0.00	0	0.00
(d-xiii)	Foreign Individuals (Including FDI	0	0	0	0.00	0.00	0	0.00
	Sub-Total (B)(2)	2063	1712167	1342517	40.73	40.73	0	0.00
(B)	Total Public Shareholding (B)=	2066	1872674	1502924	44.54	44.54	0	0.00
	TOTAL (A)+(B)	2076	4204100	3827350	100.00	100.00	0	0.00
(C)	Shares held by Custodians and against which Depository Receipts have been issued							
	1 Promoter and Promoter Group	0	0	0	0.00	0.00	0	0.00
	2 Public -	0	0	0	0.00	0.00	0	0.00
	Sub-Total (C)	0	0	0	0.00	0.00	0	0.00
	GRAND TOTAL (A)+(B)+(C)	2076	4204100	3827350	100.00	100.00	0	0.00



(I)(b) Statement showing holding of securities (including shares, warrants, convertible securities) of persons belonging to the category "Promoter and Promoter Group"


Sr. No.	Name of the shareholder	Details of Shares held		Encumbered shares (*)		Details of warrants		Details of convertible securities		Total shares (including underlying shares assuming full conversion of warrants and convertible securities) as a % of diluted share capital	
		Number of shares held	As a % of grand total (A) + (B) + (C)	No.	As a percentage	As a % of grand total (A)+(B)+(C) of sub-clause (I)(a)	Number of warrants held	As a % Total Number of warrants of the same Class	Number of convertible securities held		As a % Total Number of convertible securities of the same Class
(I)	(II)	(III)	(IV)	(V)	(VI)	(VII)	(VIII)	(IX)	(X)	(XI)	(XII)
1	ADVANI KIRON GUL	444254	10.57	0	0.00	0.00	0	0.00	0	0.00	0.00
2	ARUNKUMAR DALMIA	6000	0.14	0	0.00	0.00	0	0.00	0	0.00	0.00
3	ASHOK M BHAWNANI	828770	19.71	0	0.00	0.00	0	0.00	0	0.00	0.00
4	DALMIA POLYTEX PVT LTD	42130	1.00	0	0.00	0.00	0	0.00	0	0.00	0.00
5	GAUTAM DALMIA	75870	1.81	0	0.00	0.00	0	0.00	0	0.00	0.00
6	MANORAMA DALMIA	244282	5.81	0	0.00	0.00	0	0.00	0	0.00	0.00
7	NARENDRA DALMIA	604590	14.38	0	0.00	0.00	0	0.00	0	0.00	0.00
8	SANGEETA DALMIA	1150	0.03	0	0.00	0.00	0	0.00	0	0.00	0.00
9	SUN-N-SAND HOTEL PVT LTD	1000	0.02	0	0.00	0.00	0	0.00	0	0.00	0.00
10	SUN-N-SAND INVESTMETS AND FINANCE CO. PV	83380	1.98	0	0.00	0.00	0	0.00	0	0.00	0.00
TOTAL		2331426	55.46	0	0.00	0.00	0	0.00	0	0.00	0.00

(*) The term "encumbrance" has the same meaning as assigned to it in regulation 28(3) of the SAST Regulations, 2011




(I)(c)(i) Statement showing holding of securities (including shares, warrants, convertible securities) of persons belonging to the category "Public" and holding more than 1% of the total number of shares

Sr. No.	Name of the shareholder	Number of shares held	Shares as a percentage of total number of shares {i.e., Grand Total (A)+(B)+(C) indicated in Statement at para (I)(a) above}	Details of warrants		Details of		Total shares (including underlying shares assuming full Conversion of warrants and convertible securities) as a % of diluted share capital
				Number of warrants held	As a % Total Number of warrants of the same Class	Number of convertible securities held	As a % Total Number of convertible securities of the same Class	
1	ADVENT INVESTMENT AND FINANCE COMPANY LT	153575	3.65	0	0.00	0.00	0	0.00
2	ANITA ARUN SUREKA	55583	1.32	0	0.00	0.00	0	0.00
3	BANK OF INDIA	160207	3.81	0	0.00	0.00	0	0.00
4	CHARLIE FINANCE PRIVATE LIMITED	387050	9.21	0	0.00	0.00	0	0.00
5	CITI LEASING PVT LTD	100000	2.38	0	0.00	0.00	0	0.00
6	SANGEETA A MANSHARAMANI	97900	2.33	0	0.00	0.00	0	0.00
7	SANGEETHA S	44515	1.06	0	0.00	0.00	0	0.00
	TOTAL	998830	23.75	0	0.00	0.00	0	0.00




(I)(c)(ii) Statement showing holding of securities (including shares, warrants, convertible securities) of persons (together with PAC) belonging to the category "Public" and holding more than 5% of the total number of shares of the company

Sr. No.	Name(s) of the shareholder(s) and the Persons Acting in Concert (PAC) with them	Number of shares	Shares as a percentage of total number of shares {i.e., Grand Total (A)+(B)+(C) indicated in Statement at	Details of warrants		Details of convertible securities		Total shares (including underlying shares assuming full Conversion of warrants and convertible securities) as a %
				Number of warrants	As a % Total Number of warrants of the same Class	Number of convertible securities held	% w.r.t Total Number of convertible securities of the same Class	
1	CHARLIE FINANCE PRIVATE LIMITED	387050	9.21	0	0.00	0	0.00	0.00
	TOTAL	387050	9.21	0	0.00	0	0.00	0.00



(I)(d) Statement showing details of locked-in shares

Sr. No.	Name of the shareholder	Number of locked-in shares	Locked-in shares as a percentage of total number of shares {i.e., Grand Total (A)+(B)+(C) indicated in Statement at para (I)(a) above}	Promoter / Promoter Group / Public
1			0	0.00
	TOTAL		0	0.00



Sr.No. Notes

- 1
- 2
- 3
- 4
- 5
- 6
- 7
- 8
- 9

(II)(a) Statement showing details of Depository Receipts (DRs)

Sr. No.	Type of outstanding DR (ADRs, GDRs, SDRs, etc.)	Number of outstanding DRs	Number of shares underlying outstanding DRs	Shares underlying outstanding DRs as a percentage of total number of shares {i.e., Grand Total (A)+(B)+(C) indicated in Statement at para (I)(a) above}
1	TOTAL	0	0	0



(II)(b) Statement showing holding of Depository Receipts (DRs), where underlying shares held by 'promoter/promoter group' are in excess of 1% of the total number of shares

Sr. No.	Name of the DR Holder	Type of outstanding DR (ADRs, GDRs, SDRs, etc.)	Number of shares underlying outstanding DRs	Shares underlying outstanding DRs as a percentage of total number of shares {i.e., Grand Total (A)+(B)+(C) indicated in Statement at para (I)(a) above}
1			0	0
	TOTAL		0	0

