

=====
 Name of the Company : OMNITEX IND (I) LTD
 Scrip Code, Name of the 514324
 scrip, class of security
 :

Quarter ended : 30/06/2015
 =====

Partly paid-up shares:-	No. of partly paid-up shares	As a % of total no. of partly paid-up shares	As a % of total no. of shares of the company
Held by promoter/promoters group	NIL	NIL	NIL
Held by public	NIL	NIL	NIL
Total - D	NIL	NIL	NIL

Outstanding convertible securities:-	No. of outstanding securities	As a % of total No. of outstanding convertible securities	As a % of total no. of shares of the company, assuming full conversion of the convertible securities
Held by promoter/promoter group	NIL	NIL	NIL
Held by public	NIL	NIL	NIL
Total - E	NIL	NIL	NIL

Warrants:-	No. of warrants	As a % of total no. of warrants	As a % of total no. of shares of the company, assuming full conversion of warrants
Held by promoter/promoter group	NIL	NIL	NIL
Held by public	NIL	NIL	NIL
Total - F	NIL	NIL	NIL

=====
 Total paid-up capital of 4204100
 the company assuming
 full conversion of
 warrants and convertible
 securities
 =====




(I)(a) Statement showing Shareholding Pattern

Name of the Company: OMNITEX IND (I) LTD

scrip Code 514324

Quarter ended on : 30/06/2015

Category	Category of shareholder	Number of share holders	Total number of shares	Number of shares dematerialized form	Total shareholding as a % of total number of shares A + B	Total shareholding as a % of total number of shares A+B+C	Shares Pledged or otherwise encumbered No. of shares	As a percentage
A Shareholding of Promoter and Promoter Group								
1	Indian							
a	Individuals/HUFs	7	2251646	2245646	53.56	53.56	0	0.00
b	Central Govt./State Govt.	0	0	0	0.00	0.00	0	0.00
c	Bodies Corporate	2	84380	83380	2.01	2.01	0	0.00
d	Financial Institutions/Banks	0	0	0	0.00	0.00	0	0.00
Sub Total :A 1		9	2336026	2329026	55.57	55.57	0	0.00
2	Foreign							
a	Individuals(NRI/Foreign Individuals)	0	0	0	0.00	0.00	0	0.00
b	Bodies Corporate	0	0	0	0.00	0.00	0	0.00
c	Institutions	0	0	0	0.00	0.00	0	0.00
d	Qualified Foreign Investor	0	0	0	0.00	0.00	0	0.00
e	Any Other(specify)	0	0	0	0.00	0.00	0	0.00
Sub Total :A 2		0	0	0	0.00	0.00	0	0.00
Sub Total : A		9	2336026	2329026	55.57	55.57	0	0.00
B Public shareholding								
1	Institutions							
a	Mutual Funds/UTI	1	100	0	0.00	0.00	0	0.00
b	Financial Institutions/Banks	2	160407	160407	3.82	3.82	0	0.00
c	Central Govt./State Govt.	0	0	0	0.00	0.00	0	0.00
d	Venture Capital Funds	0	0	0	0.00	0.00	0	0.00
e	Insurance Companies	0	0	0	0.00	0.00	0	0.00
f	Foreign Institutional Investors	0	0	0	0.00	0.00	0	0.00
g	Foreign Venture Capital Investors	0	0	0	0.00	0.00	0	0.00
h	Qualified Foreign Investor	0	0	0	0.00	0.00	0	0.00
i	Any other	0	0	0	0.00	0.00	0	0.00
Sub Total :B 1		3	160507	160407	3.82	3.82	0	0.00
2	Non-Institutions							
a	Bodies Corporate	39	682334	676734	16.23	16.23	0	0.00
b1	Ind-Hold nominal shr capital upto Rs.1L	1787	560502	313252	13.33	13.33	0	0.00
b11	Ind-Hold nominal shr capital in excess	14	415778	300678	9.89	9.89	0	0.00
c	Qualified Foreign Investor	0	0	0	0.00	0.00	0	0.00
d	Any Other							
d01	Others	0	0	0	0.00	0.00	0	0.00
d02	Clearing member	0	0	0	0.00	0.00	0	0.00
d03	NRIs	4	22703	22703	0.54	0.54	0	0.00
d04	NRI Corp Bodies	0	0	0	0.00	0.00	0	0.00
d05	Foreign Corp Bodies (Including FDI)	0	0	0	0.00	0.00	0	0.00
d06	Customers	0	0	0	0.00	0.00	0	0.00
d07	Suppliers	0	0	0	0.00	0.00	0	0.00
d08	Foreign Nationals	0	0	0	0.00	0.00	0	0.00
d09	Trusts	0	0	0	0.00	0.00	0	0.00
d10	Foreign (Promoters)	0	0	0	0.00	0.00	0	0.00
d11	Directors	3	26050	26050	0.62	0.62	0	0.00
d12	Directors Relatives	0	0	0	0.00	0.00	0	0.00
d13	Foreign Individuals (Including FDI)	0	0	0	0.00	0.00	0	0.00
Sub Total :B 2		2049	1707567	1339417	40.62	40.62	0	0.00



(I)(a) Statement showing Shareholding Pattern

Name of the Company: OMNITEX IND (I) LTD

Scrip Code 514324

Quarter ended on : 30/06/2015


Date Category of shareHolder gory code	Number of share holders	Total number of shares	Number of shares held in dematerialized form	Total shareHolding as a % of total number of shares		Shares Pledged or otherwise encumbered	
				A + B	A+B+C	No. of shares	As a percentage
Sub Total : B	2052	1868074	1499824	44.43	44.43	0	0.00
Total of A + B	2061	4204100	3828850	100.00	100.00	0	0.00
C Shares held by Custodians and against which Depository receipt have been issued							
1 Promoters and Promoter Group	0	0	0	0.00	0.00	0	0.00
2 Public	0	0	0	0.00	0.00	0	0.00
Sub Total :C	0	0	0	0.00	0.00	0	0.00
Sub Total : C	0	0	0	0.00	0.00	0	0.00
Total of A + B + C	2061	4204100	3828850	100.00	100.00	0	0.00



(I)(b) Statement showing holding of securities (including shares, warrants, convertible securities) of persons belonging to the category - Promoter and Promoter Group

SrNo	Name of the shareholder	Details of Shares held		Encumbered shares (*)			Details of warrants		Details of convertible securities		Tot shares (including underlying shares assuming full conversion of warrants and convertible securities) as a % of diluted share capital
		No of shares held	As a % of grand total (A) +(B) + (C)	No.	As a %	As a % of grand total (A)+(B)+(C) of sub-clause (I)(a)	No of warrants held	As a % Total Number of warrants of the same Class	No of convertible securities held	As a % Total No convertible securities of the same Class	
1	ADVANI KIRON GUL	444254	10.57	0	0.00	0.00	0	0.00	0	0.00	0.00
2	ARUNKUMAR DALMIA	6000	0.14	0	0.00	0.00	0	0.00	0	0.00	0.00
3	ASHOK M BHAWNANI	833370	19.82	0	0.00	0.00	0	0.00	0	0.00	0.00
4	GAUTAM DALMIA	75870	1.81	0	0.00	0.00	0	0.00	0	0.00	0.00
5	MANDRAMA DALMIA	244282	5.81	0	0.00	0.00	0	0.00	0	0.00	0.00
6	NARENDRA DALMIA	646720	15.38	0	0.00	0.00	0	0.00	0	0.00	0.00
7	SANGEETA DALMIA	1150	0.03	0	0.00	0.00	0	0.00	0	0.00	0.00
8	SUN-N-SAND HOTEL PVT LTD	1000	0.02	0	0.00	0.00	0	0.00	0	0.00	0.00
9	SUN-N-SAND INVESTMETS AND FINANCE CO. PV	83380	1.98	0	0.00	0.00	0	0.00	0	0.00	0.00
Total :		2336026	55.57	0	0.00	0.00	0	0.00	0	0.00	0.00

(*) The term *encumbrance* has the same meaning as assigned to it in regulation 28(3) of the SAST Regulations, 2011



(I)(c)(1) Statement showing holding of securities (including shares, warrants, convertible securities) of persons belonging to the category -
Public and holding more than 1% of the total number of shares

Sr. Name of the shareholder No.	No of shares held	Shares as a % of tot no of shares i.e. Grand Total (A)+(B)+(C) indicated in Statement at para (I)(a) above?	Details of warrants		Details of convertible securities		Total shares (including underlying shares assuming full Conversion of warrants and convertible securities) as a % of diluted share capital
			No of warrants held	As a % Total No. of warrants of the same Class	No of convertible securities held	% w.r.t total no. of convertible securities of the same class	
1 ADVENT INVESTMENT AND FINANCE COMPANY LT	153575	3.65	0	0.00	0	0.00	0.00
2 ANITA ARUN SUREKA	55583	1.32	0	0.00	0	0.00	0.00
3 BANK OF INDIA	160207	3.81	0	0.00	0	0.00	0.00
4 CHARLIE FINANCE PRIVATE LIMITED	387050	9.21	0	0.00	0	0.00	0.00
5 CITI LEASING PVT LTD	100000	2.38	0	0.00	0	0.00	0.00
6 SANGEETA A MANSHARAMANI	97900	2.33	0	0.00	0	0.00	0.00
7 SANGEETHA S	44515	1.06	0	0.00	0	0.00	0.00
Total :	998830	23.75	0	0.00	0	0.00	0.00



(I)(C)(II) Statement showing holding of securities (including shares, warrants, convertible securities) of persons (together with PAC) belonging to the category - public and holding more than 5% of the total number of shares of the company

Sr. Name(s) of the shareholder(s) No. and the Persons Acting in Concert (PAC) with them	No of shares	Shares as a % of tot no of shares (i.e. Grand Total (A)+(B)+(C) indicated in Statement at para (I)(a) above)	Details of warrants		Details of convertible securities		Total shares (including underlying shares assuming full Conversion of warrants and convertible securities) as a % of diluted share capital
			No of warrants	As a % Total No. of warrants of the same Class	No of convertib le secur . held	% w.r.t total no. of convertibl e secur. of the same class	
I CHARLIE FINANCE PRIVATE LIMITE	387050	9.21	0	0.00	0	0.00	0.00
Total :	387050	9.21	0	0.00	0	0.00	0.00




(I)(d) Statement showing details of locked-in shares

SrNo	Name of the shareholder	Number of Locked-in shares	Locked-in shares as a percentage of total number of shares (i.e., Grand Total (A)+(B)+(C) indicated in Statement at para (I)(a) above)	Promoter / Promoter Group / Public
1		0	0.00	
Total :		0	0.00	



(II)(a) Statement showing details of Depository Receipts(DRs)

Sr. No.	Type of outstanding DR (ADRs, GDRs, SDRs etc.)	No of outstanding DRs	No of shares underlying outstanding DRs	Shares underlying outstanding DRs as a No of shares (i.e. Grand Total (A) + (B) + (C) indicated in Statement at para (I)(a) above)
1		0	0	0.00
Total :		0	0	0.00



(II)(b) Statement showing Holding of Depository Receipts (DRs), Where underlying shares held by - Promoter/ Promoter group, are in excess of 1% of the total number of shares

Sr. No.	Name of the DR Holder	Type of outstanding DR (ADRs, GDRs, SDRs etc.)	No of shares underlying outstanding DRs	Shares underlying outstanding DRs as a percentage of total Number of shares (i.e. Grand Total (A) + (B) + (C) indicated in Statement at para (I)(a) above)
1		0	0	0.00
	Total	0	0	0.00

