


The Board of Directors
Omnitex Industries (India) Limited
Mumbai

Dear Sirs,

Limited Review Report for quarter ended on 31st December 2014

1. We have reviewed the accompanying Statement of unaudited financial results of Omnitex Industries (India) Limited (the "Company") for the quarter ended 31st December 2014 (the "Statement") except for the disclosures regarding 'Public Shareholding' and 'Promoter and Promoter Group Shareholding' which have been traced from disclosures made by the Management and have not been audited by us. This statement is the responsibility of the Company's Management and has been approved by the Board of Directors. Our responsibility is to issue a report on the statement based on our review.
2. We conducted our review in accordance with the Standard on Review Engagements (SRE) 2410, "Review of Interim Financial Information Performed by the Independent Auditor of the Entity", issued by the Institute of Chartered Accountants of India. This standard requires that we plan and perform the review to obtain moderate assurance as to whether the statement is free of material misstatements. A review is limited primarily to inquiries of Company personnel and analytical procedures applied to financial data and thus provide less assurance than an audit. We have not performed an audit and accordingly, we do not express an audit opinion.
3. Based on our review conducted as above, nothing has come to our attention that causes us to believe that the accompanying Statement of unaudited financial results prepared in accordance with Accounting Standards applicable under section 133 of the Companies Act, 2013 read with rule 7 of the Companies (Accounts) Rules, 2014 and other recognized accounting practices, has not disclosed the information required to be disclosed in terms of Clause 41 of the Listing Agreement with the Stock Exchange including the manner in which it is disclosed, or that it contains any material misstatement except that the Management has decided to deal with the provision of Deferred taxation under the Accounting Standard 22 in the last quarter of the financial year.




4. Further, we also report that we have traced the number of shares as well as the percentage of shareholding in respect of the aggregate amount of public shareholding and the number of shares as well as the percentage of shares pledged/encumbered and non-encumbered in respect of the aggregate amount of promoter and promoter group shareholding in terms of Clause 35 of the Listing agreement and the particulars relating to investor complaints for the quarter ended 31st December 2014 of the statement, from the details furnished by the Management.

For Tembey & Mhatre
FRN 116359W
Chartered Accountants

Place: Mumbai:

Date: 13/02/2015



V. Patel

(Vikrant Patel)



Partner

M.No.122622

OMNITEX INDUSTRIES (INDIA) LIMITED
Statement of Unaudited Financial Results for the Quarter and Nine Months ended 31st December 2014

All Figures except Share holding and EPS are Rupees in lacs

SN	Particulars	Quarter Ended			Nine Months Ended		Year Ended
		December 31, 2014 (Unaudited)	September 30, 2014 (Unaudited)	December 31, 2013 (Unaudited)	December 31, 2014 (Unaudited)	December 31, 2013 (Unaudited)	March 31, 2014 (Audited)
1	Income From Operations						
	(a) Net Sales/Income from operations (Net of Excise Duty)	-	-	-	-	10.90	10.90
	(b) Other Operating Income	-	-	-	-	-	-
	Total Income from operations (Net)	-	-	-	-	10.90	10.90
2	Expenses						
	(a) Cost of Material Consumed	-	-	-	-	-	-
	(b) Purchase of Stock in Trade	-	-	-	-	10.87	10.87
	(c) Change in Inventories of Finished Goods, Work-in-progress and Stock-in-Trade	-	-	-	-	-	-
	(d) Employee Benefits Expense	0.45	0.45	0.38	1.28	1.13	1.50
	(e) Depreciation and Amortisation Expenses	3.75	3.74	1.83	11.18	4.84	6.42
	(f) Other Expenses	2.50	3.29	1.50	7.69	5.22	6.74
	Total Expenses	6.70	7.48	3.51	20.15	21.86	25.53
3	Profit / (Loss) from operations before other income, finance costs and exceptional items. (1-2)	(6.70)	(7.48)	(3.51)	(20.15)	(10.96)	(14.63)
4	Other Income	7.56	6.95	7.94	20.95	23.86	31.66
5	Profit / (Loss) from ordinary activities before finance costs and exceptional items. (3 ± 4)	0.86	(0.53)	4.43	0.80	12.50	17.05
6	Finance Costs	-	-	-	-	0.02	0.02
7	Profit / (Loss) from ordinary activities after finance costs and before exceptional items. (5 ± 6)	0.86	(0.53)	4.43	0.80	12.88	17.03
8	Exceptional Items	1.88	-	-	1.88	-	1.84
9	Profit / (Loss) from ordinary activities before tax (7 ± 8)	(1.03)	(0.53)	4.43	(1.09)	12.88	15.19
10	Tax Expense						
	(a) Current Tax	-	0.15	(1.37)	-	(3.98)	(2.89)
	(b) Deferred Tax	-	-	-	-	-	-
	(c) Prior period adjustment for taxes	-	-	-	-	(0.04)	1.47
	(d) MAT Credit Entitlement	-	-	-	-	-	2.98
11	Not Profit / (Loss) from ordinary activities after tax (9 ± 10)	(1.03)	(0.38)	3.06	(1.09)	8.86	16.75
12	Extraordinary items (not of tax expenses)						
13	Net Profit / (Loss) for the period (11 ± 12)	(1.03)	(0.38)	3.06	(1.09)	8.86	16.75
14	Paid-up Equity Share Capital (Face Value of Rs. 10/- each)	423.10	423.10	423.10	423.10	423.10	423.10
15	Reserves Excluding Revaluation Reserves as per Last Audited Balance Sheet						188.27
16.1	Earnings Per Share (Before Extraordinary Items) (of Rs. 10/- each) (Not Annulised except for the year ended March)						
	(a) Basic	(0.02)	(0.01)	0.07	(0.03)	0.21	0.40
	(b) Diluted	(0.02)	(0.01)	0.07	(0.03)	0.21	0.40
16.2	Earnings Per Share (After Extraordinary items) (of Rs. 10/- each) (Not Annulised except for the year ended March)						
	(a) Basic	(0.02)	(0.01)	0.07	(0.03)	0.21	0.40
	(b) Diluted	(0.02)	(0.01)	0.07	(0.03)	0.21	0.40
A	Particulars of Share holding						
1	Public Shareholding						
	- Number of Shares	1,872,674	1,872,674	2,034,337	1,872,674	2,034,337	2,034,337
	- Percentage of Shareholding	44.54	44.54	48.40	44.54	48.39	48.39
2	Promoters and Promoter Group Shareholding						
	(a) Plledged / Encumbered						
	Number of Shares	-	-	-	-	-	-
	Percentage of Shares (as a % of the total shareholding of promoter and promoter group)	-	-	-	-	-	-
	Percentage of Shares (as a % of the total share capital of the Company)	-	-	-	-	-	-
	(b) Non-Encumbered						
	Number of Shares	2,331,426	2,331,426	2,169,763	2,331,426	2,169,763	2,169,763
	Percentage of Shares (as a % of the total shareholding of promoter and promoter group)	100.00	100.00	100.00	100.00	100.00	100.00
	Percentage of Shares (as a % of the total share capital of the Company)	55.46	55.46	51.60	55.46	51.61	51.61
B	INVESTOR COMPLAINTS						
	Pending at the Beginning of the quarter		NII				
	Received during the quarter		NII				
	Disposed of during the quarter		NII				
	Remaining unresolved at the end of the quarter		NII				



For Omnitex Industries (India) Ltd.

Director

DIN 02598322

OMNITEX INDUSTRIES (INDIA) LIMITED

Unaudited Financial Results for the quarter and nine months ended December 31, 2014


Notes:

1. The above financial results with limited review report have been reviewed by Audit Committee and then approved by the Board of Directors in its meeting held on February 13, 2015.
2. The Company has only one business segment, i.e. 'Trading in Fabrics'.
3. The Company has not recognised Deferred Tax Asset in respect of brought forward business losses and unabsorbed depreciation as per AS22 i.e. "Accounting for Taxes on Income" on consideration of prudence and the same will be considered in the results of last quarter.
4. Figures of previous periods have been regrouped wherever necessary.




Place: Mumbai

Date : February 13, 2015



For Omnitex Industries (India) Ltd.
Director of the Board
for Omnitex Industries (India) Ltd


Director
J Ramakrishnan
Director

DIN 0259822